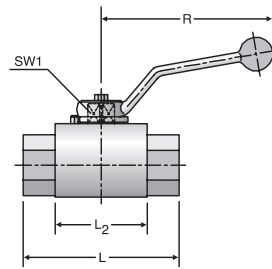
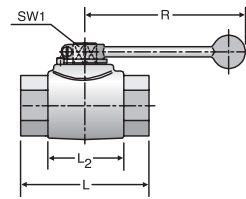
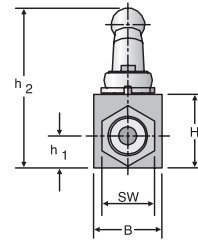


KH-R/NPT

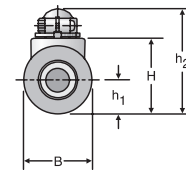
Two-Way Ball Valve
 Female BSPP / Female BSPP
 Female NPT / Female NPT



DN4-DN25



DN32-DN40

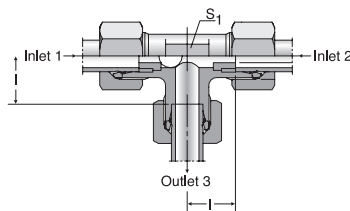


TUBE FITTING PART #	END SIZE 1 & 2 NPT / BSPT	DN SIZE (mm)	B (mm)	h1 (mm)	h2 (mm)	H (mm)	L (mm)	L2 (mm)	R (mm)	SW1 (mm)	STANDARD Pressure Rating (bar)		
											EO		
											CF	71	MS
KH1/8X	1/8-28	4	20	10.0	55.0	25	69	36	76	7	200		
KH1/4X	1/4-19	6	20	10.0	55.0	25	69	36	76	7	200		
KH3/8X	3/8-19	10	30	14.5	68.0	35	73	45	100	8	200		
KH1/2X	1/2-14	12	35	17.0	92.0	40	82	51	112	10	200		
KH5/8X	5/8-14	16	40	20.0	105.0	45	88	50	166	11			
KH3/4X	3/4-14	20	45	24.0	113.0	55	93	60	187	14	125		
KH1X	1-11	25	55	26.0	118.0	60	113	70	187	14	125		
KH11/4X	1 1/4-11	32	73	36.5	104.5	80	110	70	240	17	195		
KH11/2X	1 1/2-11	40	85	42.5	114.5	90	114	75	240	17	195		
KH1/8NPTX	1/8-27	4	20	10.0	55.0	25	69	36	76	7			
KH1/4NPTX	1/4-18	6	20	10.0	55.0	25	69	36	76	7	200		
KH3/8NPTX	3/8-18	10	30	14.5	68.0	35	73	45	100	8	200		
KH1/2NPTX	1/2-14	12	35	17.0	92.0	40	82	51	112	10	200		
KH3/4NPTX	3/4-14	20	45	24.0	113.0	55	93	60	187	14	125		
KH1NPTX	1-11 1/2	25	55	26.0	118.0	60	113	70	187	14	125		
KH11/4NPTX	1 1/4-11 1/2	32	73	36.5	104.5	80	110	70	240	17	125		
KH11/2NPTX	1 1/2-11 1/2	40	85	42.5	114.5	90	114	75	240	17			

Note: Omit "CF" in the part number for steel material.

WV

Alternating Valve
 24° Flareless



TUBE FITTING PART #	END SIZE 1-3 (mm)	I (mm)	S1 (mm)	STANDARD Pressure Rating (bar)		
				EO		
				CF	71	MS
WV08L	8	14	14	160		
WV10L	10	15	17	160		
WV12L	12	17	19	160		
WV15L	15	21	19			

Dimensions and pressures for reference only, subject to change.